

## PIMS FROG Support

Support for the FROG assessment has been added to PIMS in version 9.1.2. For any participant, you can choose whether to use the Parent Survey or the FROG. They both use the same space on the Assessment screen. Full support for the Parent Survey will continue to be available in PIMS. Either assessment, or both, can be used.

By default, PIMS will continue to show you the Parent Survey questions. When your site is ready to use the FROG as the default assessment tool, go into the Site Definitions and change the “Assessment to Use” to FROG (see screenshot). This will make it show the FROG as the default assessment for any new assessments. You can still switch individual participants to the Parent Survey if needed. When you open existing assessments, it will automatically show you whichever assessment was used for that participant.

**Site/Enrollment Definition**

Site ID: **IL000**

Service Start (enrollment): **Date of first home visit** For Healthy Families accreditation, the required Service Start date is 'date of first home visit' and the required Service End date is 'date of last home visit.'

Service End: **Date of final home visit**

Enrollment Eligibility: **Offer home visiting services based on positive assessment only**

Home Visit Tracking:  **In Home Visit Log**  **In Monthly Contact Log**

**Assessment to Use: FROG**

Max Intensive Cases: **15**

Max Caseload Size: **25**

Max Case Weight: **30**

On the assessment screen a new option for “Virtual” has been added:

**Assessment of Mother**

Assessment Method: **Virtual**

On the assessment screen you’ll see a radio button that selects between the Parent Survey and the FROG. Once you’ve changed your site definition to use the FROG, it will automatically select it here.

**Assessment of Mother**

Assessment Method: **Virtual**

**Use Assessment Type**  **PS/FSC**  **FROG**

**Parent Survey/Family Stress Checklist**

Childhood Experience:	<input type="text"/>	Anger Management:	<input type="text"/>
Behaviors/Mental Health:	<input type="text"/>	Expectations of Infant:	<input type="text"/>
Parenting Experience:	<input type="text"/>	Plans for Discipline:	<input type="text"/>
Coping skills:	<input type="text"/>	Perception of New Infant:	<input type="text"/>
Stresses:	<input type="text"/>	Bonding and Attachment:	<input type="text"/>
FSC total score:	<input type="text" value="NA"/>		

When “FROG” is selected, you’ll see the FROG questions appear instead of the Parent Survey questions. Remember that when entering data, such as the assessment responses, you can just type the first letter of the response (e.g. 1 for “1 Mild”) and then hit tab to go to the next one. You don’t need to pull down the selection list with your mouse.

**Assessment of Mother**

Assessment Method:

Use Assessment Type  PS/FSC  **FROG**

**FROG Assessment**

1 - Family Environment	<input type="text" value="0 None"/>	8 - Behavioral Health	<input type="text" value="1 Mild"/>
2 - Perception of the child	<input type="text" value="1 Mild"/>	9 - Mental Health	<input type="text" value="1 Mild"/>
3 - Infant and Child Development	<input type="text" value="2 Moderate"/>	10 - Other Stressors	<input type="text" value="0 None"/>
4 - Plans for Discipline	<input type="text" value="3 Significant"/>	11 - Social connections	<input type="text" value="0 None"/>
5 - Child Protective Service	<input type="text" value="4 Extreme"/>	12 - Intimate Partner Support	<input type="text" value="1 Mild"/>
6 - Positive Childhood Experiences	<input type="text" value="-9 Unknown"/>	13 - Int. Partner Conflict Mgmt	<input type="text" value="2 Moderate"/>
7 - Stressful Childhood Experiences	<input type="text" value="3 Significant"/>	14 - Concrete Support Services	<input type="text" value="3 Significant"/>

Responses:  Total Score:

The additional caregiver section changes to match the “PS/FSC vs FROG” selection as well.

**FROG Assessment - Additional Caregiver**

1 - Family Environment	<input type="text"/>	8 - Behavioral Health	<input type="text"/>
2 - Perception of the child	<input type="text"/>	9 - Mental Health	<input type="text"/>
3 - Infant and Child Development	<input type="text"/>	10 - Other Stressors	<input type="text"/>
4 - Plans for Discipline	<input type="text"/>	11 - Social connections	<input type="text"/>
5 - Child Protective Service	<input type="text"/>	12 - Intimate Partner Support	<input type="text"/>
6 - Positive Childhood Experiences	<input type="text"/>	13 - Int. Partner Conflict Mgmt	<input type="text"/>
7 - Stressful Childhood Experiences	<input type="text"/>	14 - Concrete Support Services	<input type="text"/>

Was obtained directly from the additional caregiver? Responses:  Total Score:

The FROG assessment has also been added to report rpt07 – “Service Acceptance Analysis: Accepting vs Refusing Services”. The risk ranges may change once final guidance comes out from HFA.

FROG Assessment	Accept Rate	Overall		Accepting Services		Refusing Services	
		N	%	N	%	N	%
<i>Missing Data</i>	100%	1	33%	1	33%	0	0%
0 to 14 (lowrisk)	0%		0%	0	0%	0	0%
15 to 30 (moderate risk)	100%	1	33%	1	33%	0	0%
31+ (significant risk)	100%	1	33%	1	33%	0	0%
<b>Total Participants</b>		<b>3</b>	<b>100%</b>	<b>3</b>	<b>100%</b>	<b>0</b>	<b>100%</b>

The FROG data fields are available in Custom Queries.
















### Custom Queries

Site Cutoff Date: 11/30/2020

Step 1) Define Your Query Clear All Output

Query Type: participant data (5 columns)

Sub Type:

	Query Category	Query Field
  	1 Assessment	FROG CG1 Behavioral Health
  	2 Assessment	FROG CG1 Concrete Support Svcs
  	3 Assessment	FROG CG1 CPS
  	4 Participant Current Info	LEAVE FIELD BLANK
  	5 Participant Current Info	LEAVE FIELD BLANK